


# GETTING STARTED: COMPUTER SCIENCE INDEPENDENT WORK

SPRING 2024


DR. ROBERT FISH, DR. ZACHARY KINCAID,  
MIKKI HORNSTEIN, & KOBI KAPLAN

# WELCOME!

**Robert Fish**  
IW Coordinator  
rfish (@cs.princeton.edu)  
037 Corwin Hall



**Zachary Kincaid**  
IW Coordinator  
zkincaid (@cs.princeton.edu)  
219 Computer Science



**Mikki Hornstein**  
IW Administrator  
mhornstein (@princeton.edu)  
212 Computer Science



**Kobi Kaplan**  
JRW Administrator  
cosjrw (@princeton.edu)  
204 Computer Science





## OUTLINE FOR THIS SESSION

- Outstanding IW Awards – Fall 2023
- Overview of independent work in Computer Science
- Details of important steps and deadlines
- Resources for more information and help



# CONGRATULATIONS!

## Fall 2023 Outstanding Independent Work

### **Brandon Cheng**

*Business Resilience: Investigating Changes in Company Language During Crises*

Adviser: Christiane Fellbaum

### **Jessica-Ann Ereyi**

*Python for the Java Programmer*

Adviser: Robert Fish

### **Meghan Harrington**

*Visualization Tool for Space- and Time-Oriented Phylogenetic Trees*

Adviser: Ben Raphael

### **Arnav Kumar**

*ViewDiff: Generating Novel Views for Complex Scenes with a 2D-only Diffusion-Based Approach*

Adviser: Felix Heide

### **Sarah Pedersen**

*Does Gen Z have a “privacy paradox?” Surveying Cross-Generational Understandings of Online Privacy*


Adviser: Mihir Kshirsagar

### **Evan Wang**

*CompGPT: Probing the Compositional Understanding of Visual Language Models*

Adviser: Felix Heide





**LET'S GET  
STARTED!**



# What Is Independent Work?

## ■ Independent Work (IW):

*An individual project to study an idea in depth.*

## ■ Examples:

- ▷ Algorithm
- ▷ System design
- ▷ Problem formulation
- ▷ Benchmark suite
- ▷ Proof of a theorem
- ▷ Application
- ▷ Investigate a dataset
- ▷ Etc...



# Why Do Independent Work?

- Study a topic in depth
  - ▷ Dive into much more detail than is possible in a course
- Learn important skills
  - ▷ Technical writing, speaking, project management
- Work closely with faculty
  - ▷ Meet weekly, get advice, get to know them, etc.
- Do something interesting to talk about in...
  - ▷ Grad applications, job interviews, etc.
- Have fun!!



# Types of Independent Work

## ■ Spring One-Semester Project

- ▶ All AB juniors and some BSE juniors/seniors
- ▶ Designed for one term, but can be followed by a related project in a later semester
- ▶ IW seminar, or one-on-one/individual advising

## ■ Two-Semester/Thesis

- ▶ All AB seniors and some BSE juniors/seniors
- ▶ Designed for a full year
- ▶ One-on-one/individual advising





## IW Seminars

- Same as one-on-one projects, but students work on related topics and meet with an advisor together.
  - ▷ Enables collaborative projects
  - ▷ Enables sharing of infrastructure
  - ▷ Enables feedback to/from other students
- Targeted at first-time IW students
  - ▷ Provides more help on how to choose good projects, how to manage time, how to design talks, how to write papers, etc.



## Important Steps and Deadlines: Spring 2024 Projects

- February 15: SEAS Funding Application due by 5:00pm
- February 22: Written Project Proposal due, 11:59pm
- March 9: Checkpoint Form due, 11:59pm
- March 26: Attend How to Give an IW Talk
- April 9: Attend How to Write an IW Paper
- April 14: Oral Presentation Slides & Link to Video due, 11:59pm
- April 28: Written Final Report due, 11:59p

<https://www.cs.princeton.edu/ugrad/independent-work/important-steps-and-deadlines>

# QUESTIONS SO FAR?



**Onto the  
specifics...**



# Written Project Proposals

- Submit a written description of your project plan
- Logistics:
  - ▷ Due February 22, 11:59pm Eastern
  - ▷ 1-2 page paper
  - ▷ Submit PDF document via IW portal



# Written Project Proposal (Continued)

## ■ Motivation and goal

- ▷ “The goal of my project is...”

## ■ Related work

- ▷ Survey of prior work with similar goals

## ■ Approach

- ▷ Key novel idea

## ■ Implementation plan

- ▷ Things you plan to implement

## ■ Evaluation Plan

- ▷ Experiment design, data, metrics, comparisons



## Checkpoint Form

- Write a short summary of what is done in the first half, and what is planned for the second half
- Logistics:
  - ▷ Due March 9, 11:59pm EDT
  - ▷ Write two paragraphs
  - ▷ Submit via IW portal
  - ▷ Get feedback from advisor

Checkpoint Form - Comp. X

https://iw.cs.princeton.edu/portal/student/submissions/229/checkpoint

## Checkpoint Form

Please refer to [independent work website](#) for more information about this form.

**Name\***

**Advisor\***

**Project title\***

**Approximate number of meetings with your advisor\***

**Progress report\***

Progress to date: ← **Progress to date:**

Current difficulties: ← **Current difficulties:**

Next steps: ← **Next steps:**

Submit





# Oral Presentation

- Give a **nine-minute** talk about what you've done over the whole semester
  - ▷ Required for all seminar students, and any first-time BSE students.
- Logistics:
  - ▷ Attend “How to Give an IW Talk” on March 26
  - ▷ Submit slides and video link via IW portal by April 14 at 11:59pm
    - ▷ Note: You must submit your FULL slide deck by the deadline above

## Oral Presentation (Continued)

- Video-recorded oral presentations
  - ▷ Record your oral presentation via Zoom, or
  - ▷ Select another way to record your oral presentation (Loom, etc.)
- Save your recording either on Zoom or in Google Drive
  - ▷ Submit a **link** to your recording to the IW portal
- Submit a pdf of your slides to the IW portal
- Seminar students: your instructor may ask you to practice or present in your group meeting, as well
- One-on-one students: your adviser may ask you to present to their research group, as well

# Oral Presentation (Continued)

- Motivation and goal
  - ▷ “The goal of my project is...”
- Related work
  - ▷ Survey of prior work with similar goals
- Approach
  - ▷ Key novel idea
- Implementation plan
  - ▷ Things you implemented. How did you do it? What remains to be done?
- Evaluation
  - ▷ Experiment design, data, metrics, comparisons, qualitative results, quantitative results, further results needed
- Discussion
  - ▷ Conclusions, limitations, future work



# Written Final Report

- Submit a written description of your project, including results and conclusions

## Logistics

- Due April 28 by 11:59pm
- Attend “How to Write an IW Paper” on April 9
- Submit PDF via IW portal
- 20-25 pages, double-spaced, plus appendix

**Final papers submitted after 11:59pm on the due date will be assigned a 1/3 grade deduction.**



# Written Final Report (Continued)

## Motivation and goal

- ▷ “The goal of my project is...”

## Related work

- ▷ Survey of prior work with similar goals

## Approach

- ▷ Key novel idea

## Implementation

- ▷ Things you built. How did you do it? ~~What remains to be done?~~

## Evaluation

- ▷ Experiment design, data, metrics, comparisons, qualitative results, quantitative results, ~~further results needed~~

## Discussion

- ▷ Conclusions, limitations, future work

# Additional Important Information

<https://iw.cs.princeton.edu/portal>

## Manage your independent work

Spring 2024
<b>Advisor</b> Fish, Robert
<b>Written Proposal</b> → <a href="#">Submit File</a> Due: 2/22/2024 11:59 pm
<b>Checkpoint Form</b> → <a href="#">Click to complete form</a> Due: 2024-03-09
<b>Oral Presentation</b> → <a href="#">Submit File</a> Due: 4/14/2024 11:59 pm
<b>Oral Presentation Video Link</b> → <a href="#">Click to complete form</a> Due: 4/14/2024 11:59 pm
<b>Written Final Report</b> → <a href="#">Submit File</a> Due: 4/28/2024 11:59 pm



# Funding

## ■ Project-related expenses:

- ▶ Unusual hardware, software, data sets, etc.

## ■ Available funds:

- ▶ School of Engineering and Applied Science
  - ▶ Requires an adviser signature, **don't procrastinate!**
  - ▶ Support up to ~\$500 or more with justification (\$300 max for cloud computing services)
  - ▶ Open to ANY computer science student
- ▶ Student Activities Funding Engine (SAFE)
  - ▶ <http://www.princeton.edu/studentfunding>







# Collaboration

## ■ INDEPENDENT Work

- ▶ Every student must do their own project

## ■ Collaboration

- ▶ Multiple IW projects can be synergistically part of a larger effort, either with other IW students, or grad students
- ▶ Each student must carve out a distinct part with a clear goal, novel idea, evaluation methodology, etc.
- ▶ Each student must submit their own work
- ▶ Each student will be graded separately



# Grading

- IW must be taken for a grade
- Grades are recommended by instructor, confirmed by IW Coordinators
  
- Grades will depend upon:
  - ▶ Student initiative and contribution: the creativity and originality of student ideas and/or degree of technical challenge undertaken
  - ▶ Student progress: content, amount of work accomplished to date, clarity and polish of presentations
  - ▶ Student presentation and paper: content, eloquence, organization and clarity



## Grading (Continued)

- Majority of grade will depend upon quality of work
  - ▷ But, poor presentation and/or missing checkpoints will also have an impact
- **Final papers submitted after 11:59pm on the due date will be assigned a 1/3 grade deduction.**



# Grading (Continued)

## A-level

- ▶ Clear contribution – interesting, creative
- ▶ Solid execution and results – refined and tested
- ▶ Excellent talks, papers – thoughtful, thorough
- ▶ Student has taken initiative and led project

## B-level

- ▶ Not-so-innovative – possibly obvious from previous work
- ▶ Working execution and results – not fully refined and tested
- ▶ Complete papers and talks – limited insights



## Grading (Continued)

### ■ C-level

- ▶ Not innovative
- ▶ Unfinished or not working implementation
- ▶ Report looks like workbook or lab report

### ■ D-level

- ▶ Nothing interesting attempted, nothing gained
- ▶ Report is stream of consciousness



## Common Mistakes

- ⊘ Mistake: Delaying project planning until last minute
  - ▷ Instead: Get started right away
- ⊘ Mistake: Postponing meetings with your advisor
  - ▷ Instead: Try to meet once a week, even if it's a brief meeting
- ⊘ Mistake: Allowing yourself to get stuck
  - ▷ Instead: Talk to your advisor; don't avoid them when you are stuck
  - ▷ TA's are assigned to every seminar. Use them!



## Common Mistakes (Continued)

- ⊘ Mistake: Putting off work until the end of the semester
  - ▶ Instead: Work consistently during the semester (10 hours per week, minimum)
- ⊘ Mistake: Preparing papers and presentations at the last minute
  - ▶ Instead: Iteratively refine. Get feedback from your advisor.



## If You're Having Trouble...

### Examples:

- ▶ If you expect to miss a deadline
- ▶ If you have problems with your advisor
- ▶ If you have problems with your project
- ▶ Other factors in your life (e.g. illness, death in the family, etc.)

### If you tell us early, we might be able to help you

- ▶ We can direct you to the right person

### Fixing problems post facto may be much harder

- ▶ Often involves Deans, etc.

A large orange speech bubble graphic containing the text 'LET US KNOW!' in bold blue capital letters.

**LET US  
KNOW!**





# Who/What You Can Ask

## ■ Your Advisor:

- ▶ Anything research related
- ▶ Not: “Can I skip the project proposal or final paper?”

## ■ IW Coordinators (Dr. Fish, Dr. Kincaid)

- ▶ Anything about mandatory requirements
- ▶ Not: “Is this research interesting?”

## ■ IW Administrator (Mikki Hornstein)

- ▶ Anything about dates, forms, funding, etc.
- ▶ Not: “Can you give me an extension?”

## ❓ How to Ask Questions

### ■ Canvas/Ed – Primary Resource

- ▶ <https://princeton.instructure.com/courses/14676>
- ▶ Ask IW staff and other students questions about logistics, advice, toolkits, data sets, etc.

### ■ Email Mikki

- ▶ mhornstein (@princeton.edu)



## Where to Find More Information

- IW Website:

- ▶ <http://www.cs.princeton.edu/ugrad/independent-work>

- ▶ Important Steps and Deadlines

- ▶ Guidelines and Useful Information

- Note: These slides will also be available on the website and Canvas



# That pretty much covers it.

Let's summarize the key points...





## Immediate Next Steps

- Look over the IW website, and be aware of important upcoming deadlines
  - ▶ Important Steps and Deadlines
  - ▶ Guidelines and Useful Information
- One-on-one students: Schedule weekly meetings with your advisor



# What to Do in January/ February?

- Work diligently to develop your project plan
  - ▷ Work hard to define a specific goal
  - ▷ Understand all related work
  - ▷ Articulate what makes your project novel
  - ▷ Know what software and data you will use
  - ▷ Have a good idea of what you need to implement
  - ▷ Have a specific plan to evaluate your results
- Write your project proposal early, get feedback, and refine multiple times.



# But the Semester Just Started!

- The first few weeks are really important...
  - ▶ A good project plan is key to success
  - ▶ It takes time to understand related work, relevant software, and available data sets
  - ▶ It take iteration and refinement (multiple meetings with your advisor) to define a good project goal and novel approach
  - ▶ Working hard in the first few weeks greatly reduces the chances of ending up with a weak project



## My Thoughts on IW at Princeton

- This is your chance to do an in-depth project on a novel topic of your own choosing
  - ▶ It doesn't get better than this
  - ▶ It's probably why you came to Princeton
  - ▶ It's certainly what you'll remember most from your academic career at Princeton
- Take the initiative and **BE AWESOME!**





# THANKS!

**Any questions?**